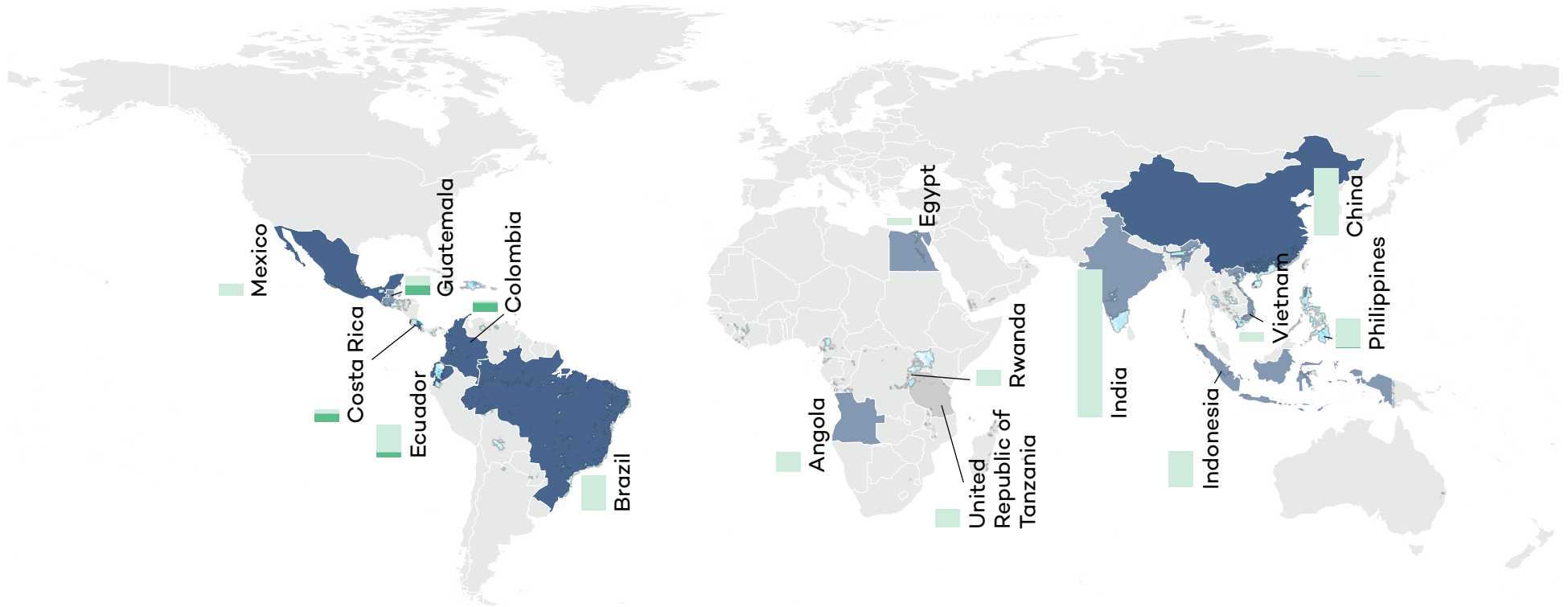
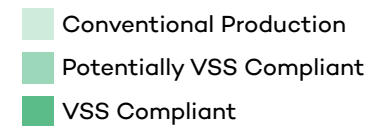
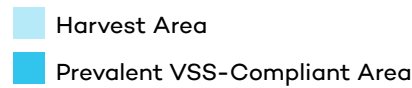


# Banana-growing regions of the world

Distribution of banana production in the top 15 producing countries in 2016



## Significant Producer HDI



*Sources:*

Lernoud, J., Potts, J., Sampson, G., Schlatter, B., Huppe, G., Voora V., Willer, H., Wozniak, J., & Dang, D. (2018). *The state of sustainable markets 2018: Statistics and emerging trends*. International Trade Centre. <http://www.intracen.org/uploadedFiles/intracenorg/Content/Publications/Sustainability%202018%20layout-FIN-web2.pdf>

Food and Agriculture Organization of the United Nations. (2016). *FAOSTAT Database*. <http://www.fao.org/faostat/en/#home>

Monfreda, C., Ramankutty, N., & Foley, J. A. (2008, March). *Farming the planet: 2. Geographic distribution of crop areas, yields, physiological types, and net primary production in the year 2000*. *Global Biogeochemical Cycles*, 22, 1. <https://doi.org/10.1029/2007GB002947>

Tayleur, C., Vickery, J., Butchart, S., Corlet W. C., Buchanan, G., Sanderson, F., Milder, J., Thomas, D., Tracewski, L., Green, R. Blamford, A., & Ducharme, H. (2017, October 29). *GIS data for: Where are commodity crops certified, and what does it mean for conservation and poverty alleviation? (Version 2)*. Mendeley Data. <https://data.mendeley.com/datasets/mpdf6ytsvm/2>